

Dike strength Analysis Module

DAM

Deltares systems



Technical Design

DAM

Architecture Overall

Version: 0.1
Revision: 00

Jan. 2017

DAM, Architecture Overall

Published and printed by:

Deltares
Boussinesqweg 1
2629 HV Delft
P.O. 177
2600 MH Delft
The Netherlands

telephone: +31 88 335 82 73
fax: +31 88 335 85 82
e-mail: info@deltares.nl
www: <https://www.deltares.nl>

Contact:

Deltares
Boussinesqweg 1
2629 HV Delft
P.O. 177
2600 MH Delft
The Netherlands

telephone: +31 88 335 8273
www: <https://www.deltares.nl>

Copyright © 2017 Deltares

All rights reserved. No part of this document may be reproduced in any form by print, photo print, photo copy, microfilm or any other means, without written permission from the publisher: Deltares.

Title
DAM

Client	Project	Reference	Pages
Deltares - Geo engineer- ing DKS	1210702-000	1210702-000-GEO-0005	14

Classification
-

Keywords
Dike, safety assessment, design, software, macro stability, piping

Summary
This document contains a description of the overall architecture for DAM, an application that computes the strength of a complete dikering with respect to several failure mechanisms, such as macro stability and piping.

Samenvatting
Dit document bevat een beschrijving van de totale architectuur van DAM, een User Interface applicatie die een gebruiker in staat stelt om voor een dijktraject berekeningen uit te voeren voor verschillende faalmechanismen, waaronder macrostabiliteit en piping.

References
Refer to [chapter 5](#).

Version	Date	Author	Initials	Review	Initials	Approval	Initials
0.1	Jan 2017	Tom The		John Bokma		Maya Sule	

Status
draft

Contents

1	Introduction	1
1.1	Purpose and scope of this document	1
1.2	Other system documents	1
2	DAM and its components	3
2.1	DAM clients	3
2.2	DAM kernel	4
2.3	Failure mechanisms	4
3	Architectural Choices	5
3.1	Module dependencies	5
3.2	External libraries and components	5
3.3	DAM UI (DSL)	5
3.4	DAM kernel	6
4	Version control	7
4.1	DAM repository main layout	7
4.2	DAM repository clients layout	7
4.3	DAM repository full layout	9
5	Literature	11



List of Figures

2.1	DAM and its components.	3
2.2	DAM User Interface.	4
4.1	DAM SVN main layout.	7
4.2	DAM SVN clients layout.	8
4.3	DAM SVN layout.	9



List of Tables

1.1 DAM system documents. 1





1 Introduction

1.1 Purpose and scope of this document

This document contains the overall architecture of DAM, a software package for the automated calculation of the strength of dikes, and all of its components. DAM was developed by Deltares with and for STOWA for all water authorities.

1.2 Other system documents

The full documentation on the program comprises the following documents.

Title	Content
DAM - Architecture Overall (The, 2017a)	Description of overall architecture of DAM and its components.
DAM Kernel - Technical Design (The, 2017b)	Description of the implementation of the technical design of DAM.
DAM Kernel - Technical documentation (Doxygen, 2017a)	Description of the arguments and usage of different software components, generated from in-line comment with Doxygen.
DAM Kernel - Test Plan (Trompille, 2017a)	Description of the different regression and acceptance tests, including target values.
DAM Kernel - Test Report (Trompille, 2017b)	Description of the test results (benchmarks and test scripts).
DAM UI - Functional Design (Vastenburg, 2013)	Description of the requirements and functional design.
DAM UI - Technical Design (The, 2017c)	Description of the requirements and functional design.
DAM UI - Technical documentation (Doxygen, 2017b)	Description of the arguments and usage of different software components, generated from in-line comment with Doxygen.
DAM UI - Test Plan (Trompille, 2017c)	Description of the different regression and acceptance tests, including target values.
DAM UI - Test Report (Trompille, 2017d)	Description of the test results (benchmarks and test scripts).
DAM UI - User Manual (Zwan, 2017)	Description of the different functionalities available in the <i>User Interface</i> and background information.

Table 1.1: DAM system documents.



2 DAM and its components

DAM contains several components. Please see [Figure 2.1](#) for an overview of the components.

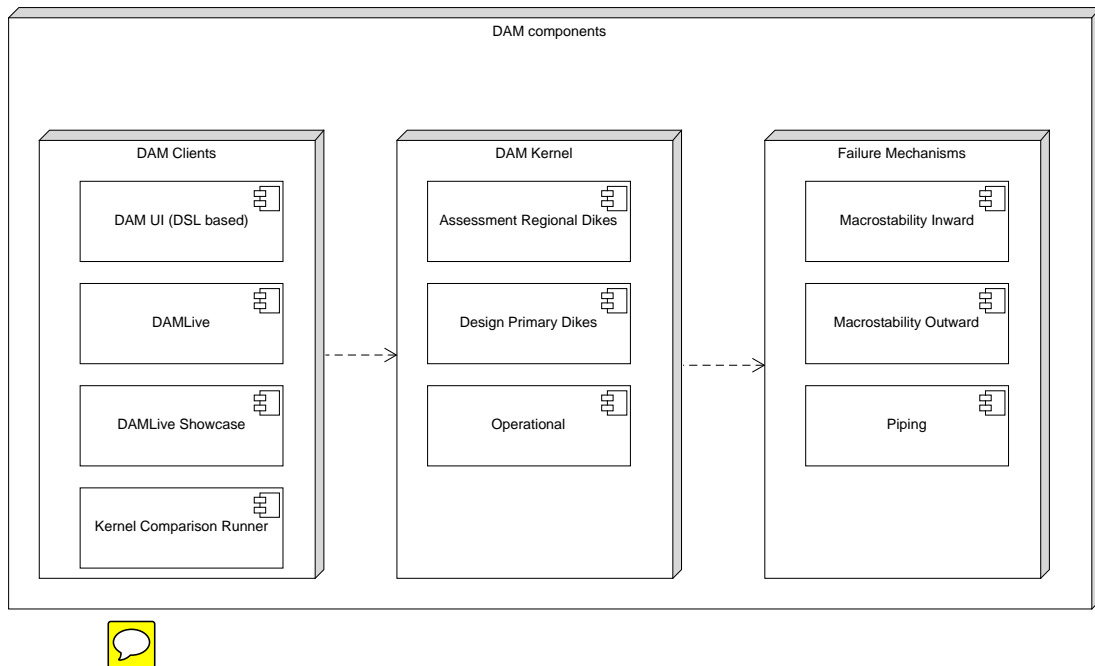


Figure 2.1: DAM and its components.

2.1 DAM clients

DAM clients are the modules that mostly interact with the user or sometimes with another system. These can be full graphical user interfaces (like DAM UI as shown in [Figure 2.2](#) and DamLive Showcase) or commandline parameter tools (like KernelComparisonRunner.exe) or a module that can be used by other systems (like DAMLive, that is to be used as a module in a FEWS system).

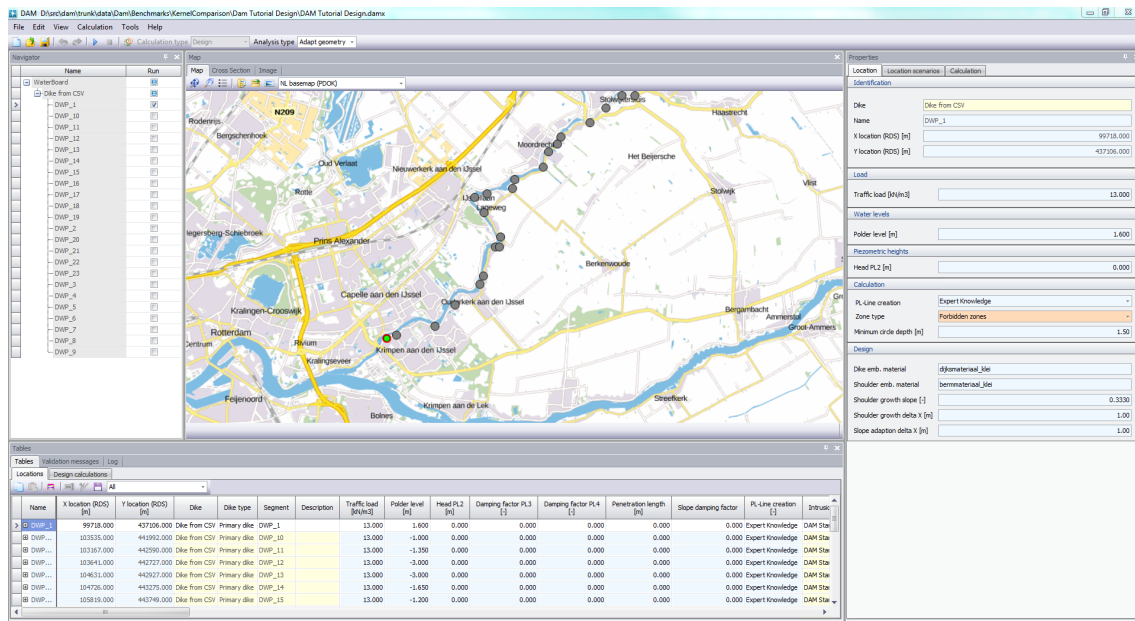


Figure 2.2: DAM User Interface.

These clients interact directly with the DAM kernel (see next section).

2.2 DAM kernel

The DAM kernel is the engine for the DAM computation. It contains several submodules, depending on which computation has to be made. As can be seen in Figure 2.1 the submodules are

- ◇ Assessment regional dikes
- ◇ Design primary dikes
- ◇ Operational module (for realtime calculations)

Depending on the client, 1 or more of these submodules can be addressed by the client. The DAM kernel has no knowledge of the clients that use the kernel and there will be no code dependencies from the kernel to the clients.

2.3 Failure mechanisms


The failure mechanisms are completely independent and have no knowledge of the DAM kernel. So there will be no code dependencies from the failure mechanisms to the DAM kernel.

3 Architectural Choices

3.1 Module dependencies

As can be seen in [Figure 2.1](#) the arrows pointing between the main parts of the system are only 1 way. This means that e.g. the DAM clients may address the DAM kernel, but the DAM kernel may not address the DAM clients.

3.2 External libraries and components

DAM uses third-party libraries and components. Only open sources and free components, that are free to redistribute  allowed to be used.

Furthermore DAM uses the Delta Shell Light (DSL) library, that is developed by Deltares.


Due to choices that have been made in the past, the UI modules of DSL use DevExpress, which is a commercial library. Free redistribution of the DevExpress is allowed by the development license that is used by Deltares.

In the future the dependency on DevExpress should be removed, e.g. by using other, open source, UI libraries.

In the next sections the libraries that are used by the components are summarized.

3.3 DAM UI (DSL)

This client uses the full Delta Shell Light (DSL) library

- ◇ DSL-Core: standard library with general common functionality
- ◇ DSL-Probabilistic: probabilistic functionality
- ◇ DSL-Geographic: GIS functionality
- ◇ DSL-Geo: geotechnics functionality
- ◇ DSL-GeoIO: geotechnics import and database functionality
- ◇ DSL-FormsStandard: standard UI functionality
- ◇ DSL-FormsMaps: extend  FormsStandard with GIS functionality
- ◇ DSL-FormsGeo: extend FormsStandard with geotechnical functionality

Other libraries that are used are

- ◇ Dot Spatial: GIS library
- ◇ Commandline Parser: library for parsing commandline options
- ◇ Lumenworks: CSV import library
- ◇ SQLite: SQLite database access library
- ◇ Firebird: Firebird database access library



3.4 DAM kernel

The DAM kernel only uses part of the DSL library

- ◇ DSL-Core
- ◇ DSL-Probabilistic
- ◇ DSL-Geo

Other libraries that are used are

- ◇ Math.Net: mathematical library

4 Version control

For the version control system, Subversion with the Tortoise client will be used. The layout of the SVN repository will reflect the components of DAM as shown in [Figure 2.1](#).

The failure mechanisms are not part of the DAM repository and will be stored in their own repositories

4.1 DAM repository main layout

In [Figure 4.1](#) the main layout is shown.

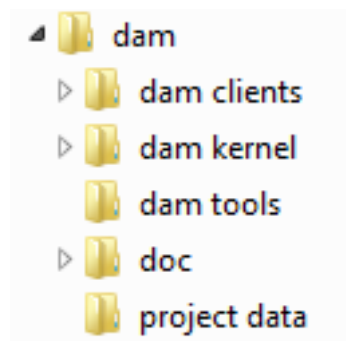


Figure 4.1: DAM SVN main layout.

The 3 main parts are

- ◇ dam clients - the client applications that use the DAM kernel.
- ◇ dam kernel - the computational kernel of DAM .
- ◇ doc - general documentation for DAM (like this document).

Each of these parts has its own trunk/branches/tags layout.

The map "dam tools" is for storing independent tools that are not part of DAM itself, but support the work processes of DAM (e.g. Dam Edit Design).

The map "project data" is for archiving DAM project data.

4.2 DAM repository clients layout

Each DAM client has its own entry in the clients map. In [Figure 4.2](#) the layout of the DAM clients map is shown.

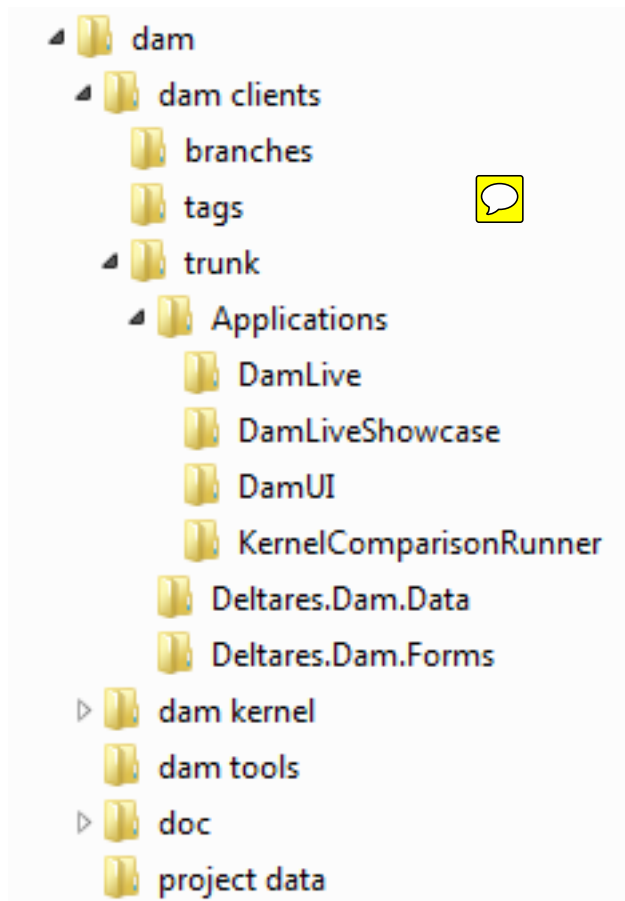


Figure 4.2: DAM SVN clients layout.

The map "dam clients" has a trunk/branches/tags layout.

The currently known applications are

- ◇ Dam UI - the current DAM desktop application.
- ◇ DamLive - the current runner for the Fews operational system.
- ◇ DamLiveShowcase - a demo application to show DamLive with live sensors.
- ◇ KernelComparisonRunner - a commandline utility for comparing the results of different macrostability kernels.

The following items are shared projects for the applications

- ◇ Deltares.Dam.Data
- ◇ Deltares.Dam.Forms.

4.3 DAM repository full layout

The full layout of the DAM repository will be as shown in [Figure 4.3](#).

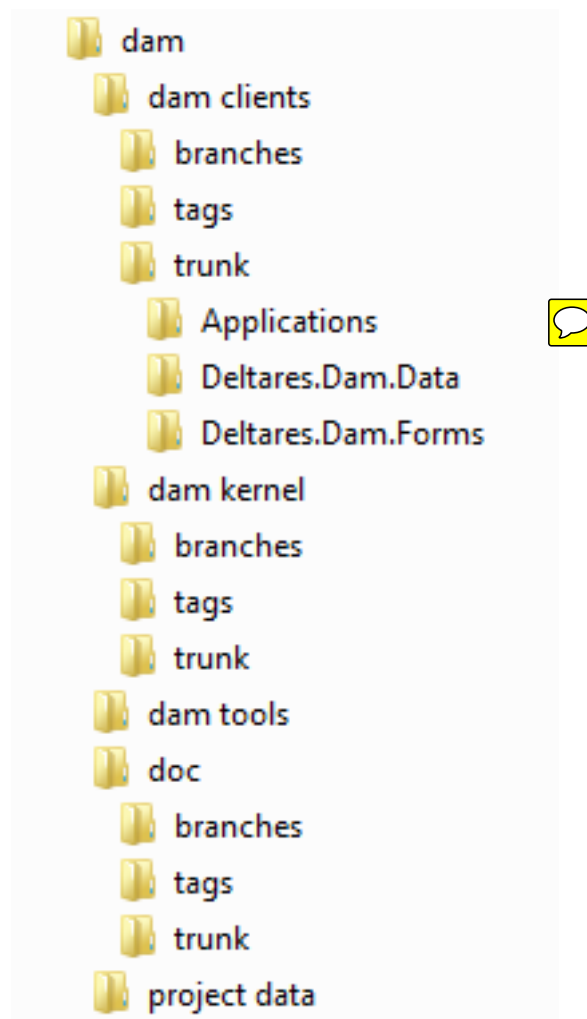


Figure 4.3: DAM SVN layout.

5 Literature

Doxygen, 2017a. *DAM Kernel - Technical documentation, Generated by Doxygen 1.8.10.* Tech. rep., Deltares.

Doxygen, 2017b. *DAM UI - Technical documentation, Generated by Doxygen 1.8.10.* Tech. rep., Deltares.



The, T., 2017a. *DAM Architecture Overall.* Tech. rep., Deltares.

The, T., 2017b. *DAM Kernel - Technical Design.* Tech. rep., Deltares.

The, T., 2017c. *DAM UI - Technical Design.* Tech. rep., Deltares.

Trompille, V., 2017a. *DAM Kernel - Test Plan.* Tech. rep., Deltares.

Trompille, V., 2017b. *DAM Kernel - Test Report.* Tech. rep., Deltares.


Trompille, V., 2017c. *DAM UI - Test Plan.* Tech. rep., Deltares.

Trompille, V., 2017d. *DAM UI - Test Report.* Tech. rep., Deltares.

Vastenburg, I. v., E. Zwan, 2013. *DAM UI - Functional Design.* Tech. Rep. 1207094-000-GEO-0002, Versie 2, 11 juni 2013, concept, Deltares.

Zwan, I. v., 2017. *DAM UI - Manual.* Tech. Rep. 1207094-000-GEO-0005, Versie 2, 11 juni 2013, concept, Deltares.





Deltares **systems**

PO Box 177
2600 MH Delft
Rotterdamseweg 185
2629 HD Delft
The Netherlands

+31 (0)88 335 81 88
sales@deltaressystem.nl
www.deltaressystem.nl